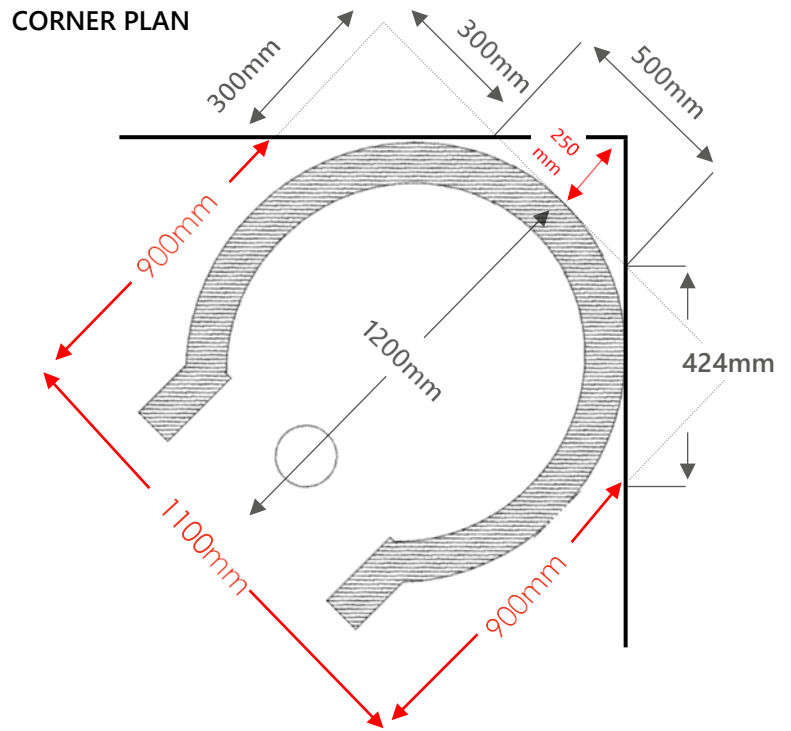
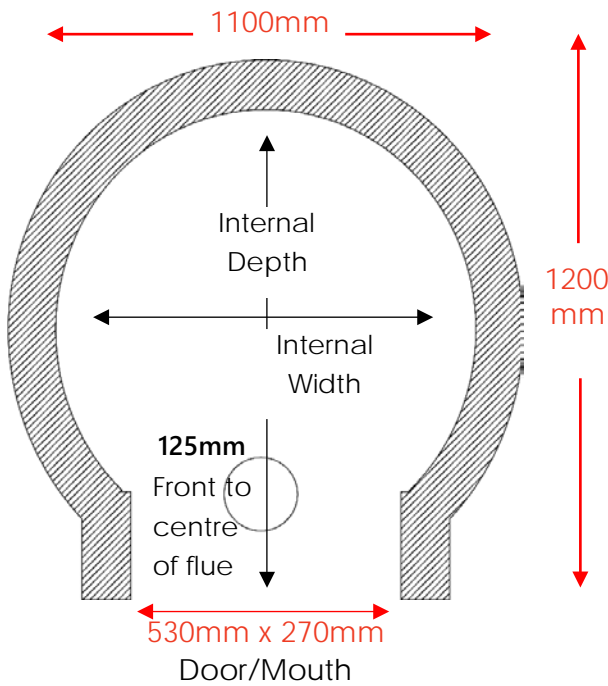


SPECIFICATIONS – Midi Model



OVEN SPECS OVERVIEW

External Measurements

External width: 1100mm
External depth: 1200mm
External height: ≈ 620mm

Internal Measurements

Internal width: 830mm
Internal depth: 1000mm
Internal height: 440mm

Door/Mouth Measurements

Width: 530mm
Height: 270mm

Stainless Steel Flue Measurements

Length: 1000mm
Diameter: 6" (approx 152mm)

Weight

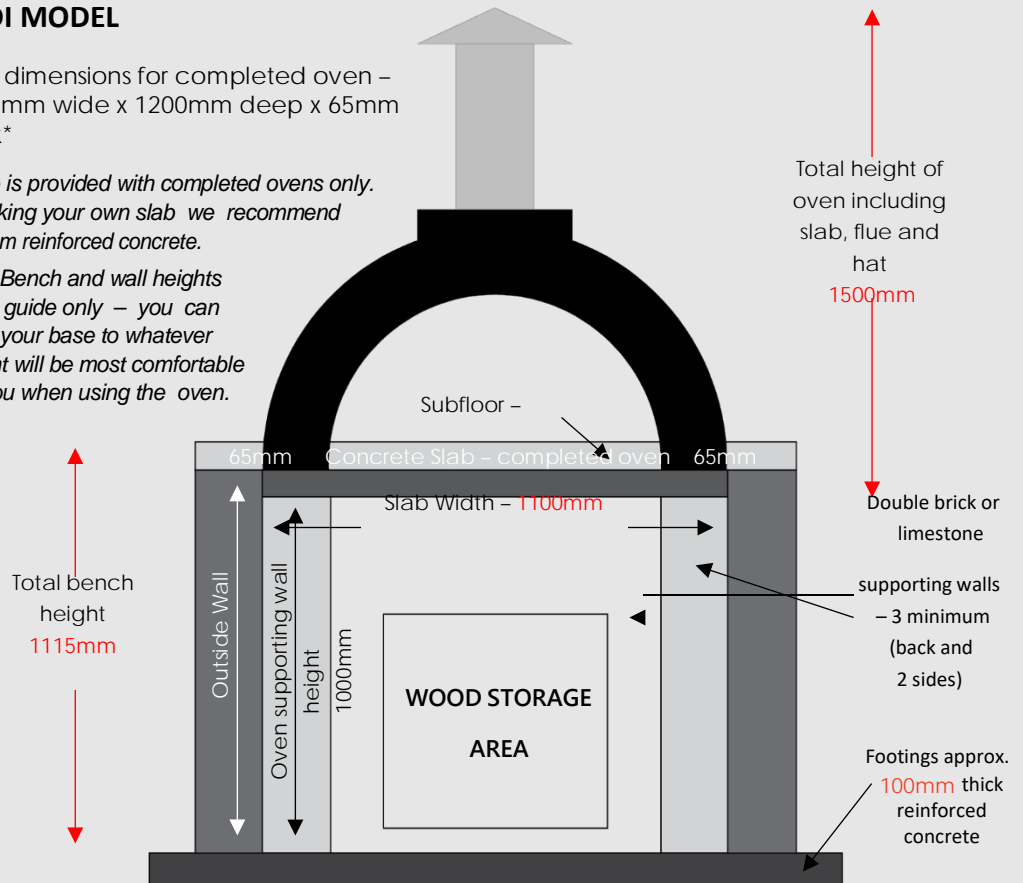
Completed unit (including slab) ≈ 600kg
DIY kit (no slab) ≈ 450kg

BASE CONSTRUCTION MIDI MODEL

Slab dimensions for completed oven – 1100mm wide x 1200mm deep x 65mm thick*

*Slab is provided with completed ovens only. If making your own slab we recommend 100mm reinforced concrete.

NOTE Bench and wall heights are a guide only – you can build your base to whatever height will be most comfortable for you when using the oven.



NOTE The aim is to have the bench top level with the oven floor. Therefore the outside wall should be total bench height less thickness of whatever you are using to finish your bench top e.g. tile thickness.