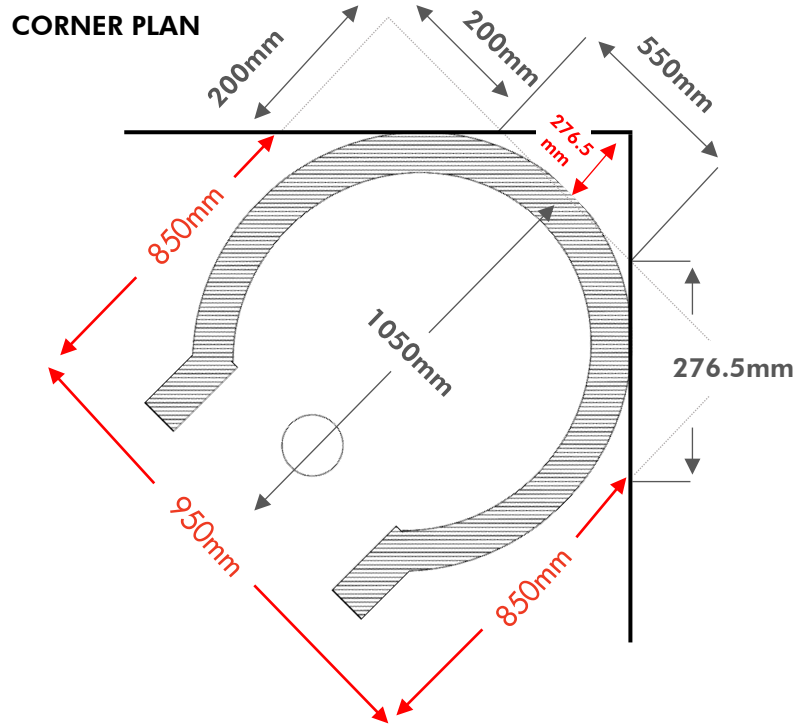
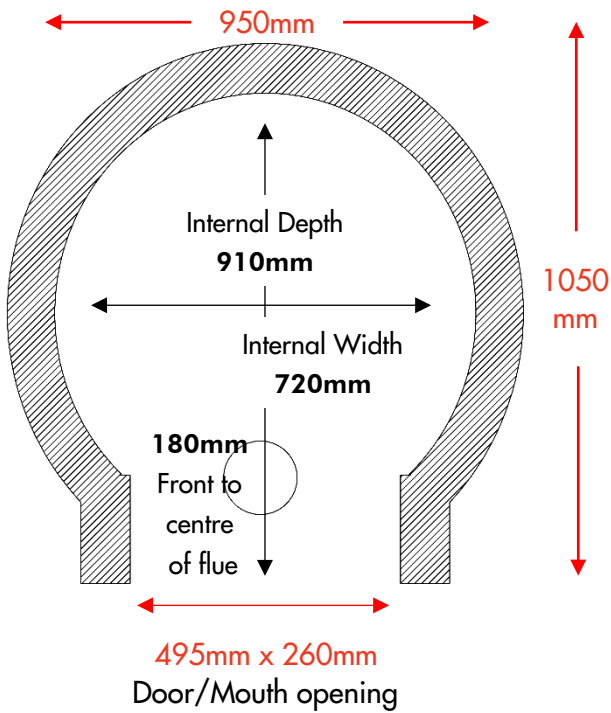


SPECIFICATIONS - Courtyard



OVEN SPECS OVERVIEW

External Measurements

External width: 950mm
External depth: 1050mm
External height: ≈600mm

Internal Measurements

Internal width: 720mm
Internal depth: 910mm
Internal height: 400mm

Door/Mouth Measurements

Width: 495mm
Height: 260mm

Stainless Steel Flue Measurements

Length: 1000mm
Diameter: 6" (approx 152mm)

Weight

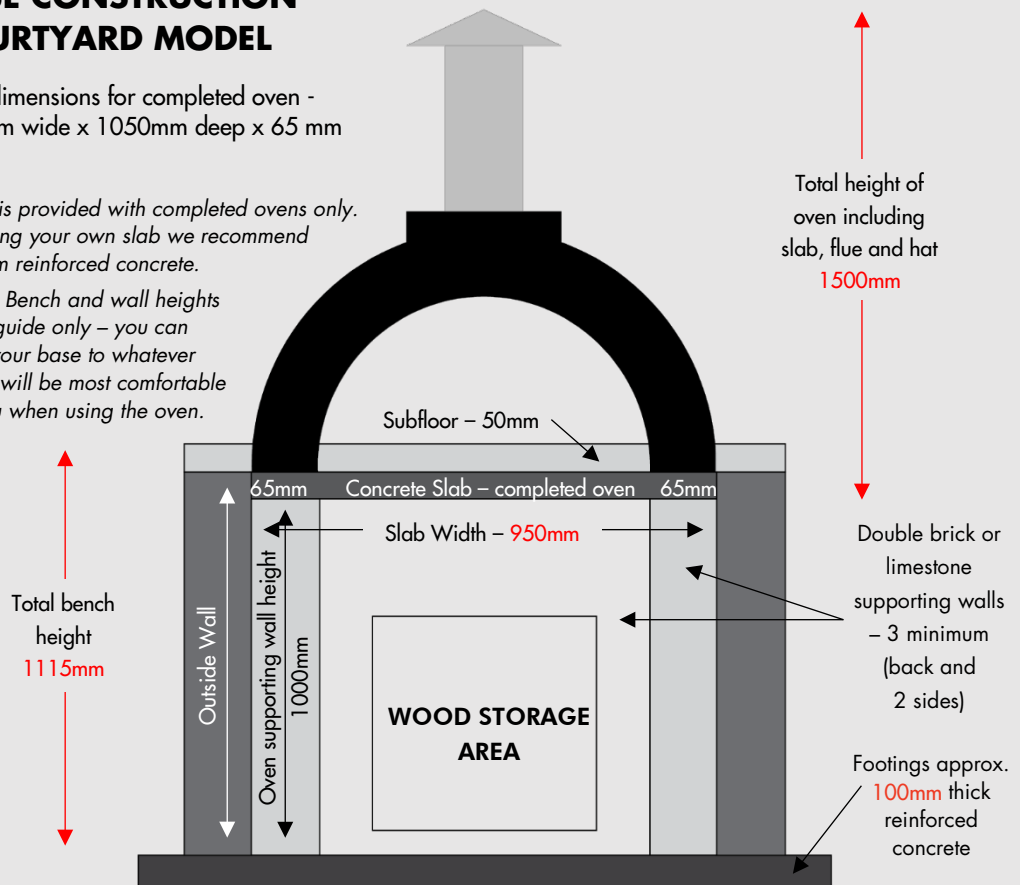
Completed unit (including slab) ≈550kg
DIY kit (no slab) ≈400kg

BASE CONSTRUCTION COURTYARD MODEL

Slab dimensions for completed oven -
950mm wide x 1050mm deep x 65mm
thick*

*Slab is provided with completed ovens only.
If making your own slab we recommend
100mm reinforced concrete.

NOTE Bench and wall heights
are a guide only – you can
build your base to whatever
height will be most comfortable
for you when using the oven.



NOTE The aim is to have the bench top level with the oven floor. Therefore the outside wall should be total bench height less thickness of whatever you are using to finish your bench top eg. tile thickness.