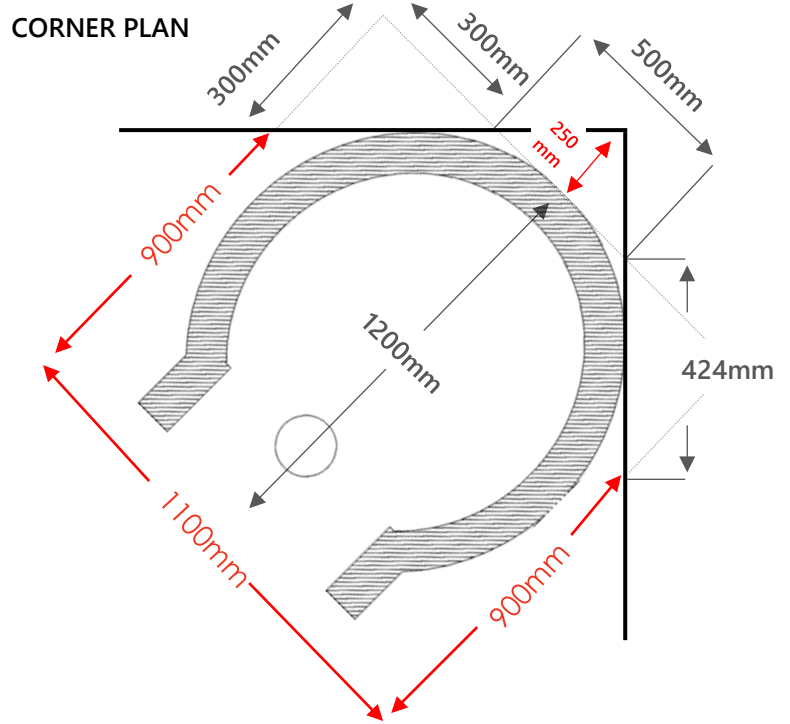
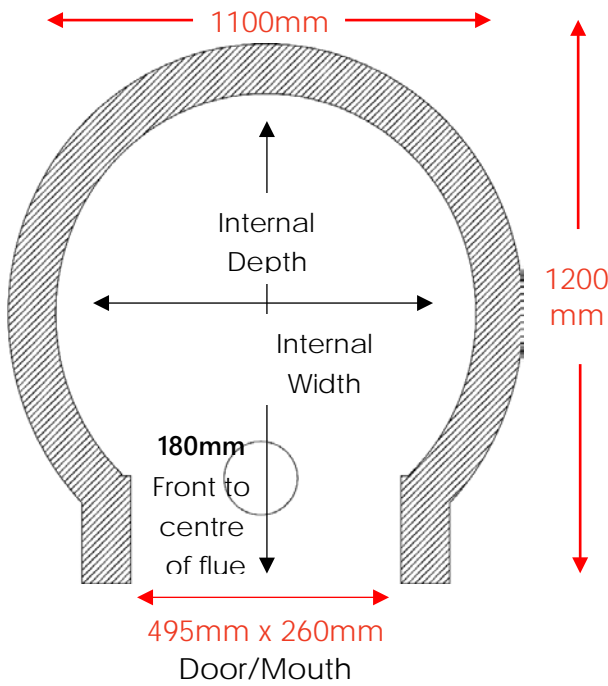


**SPECIFICATIONS - Midi Model**



## OVEN SPECS OVERVIEW

### External Measurements

External width: 1100mm  
External depth: 1200mm  
External height: 620mm

### Internal Measurements

Internal width: 830mm  
Internal depth: 1050mm  
Internal height: 440mm

### Door/Mouth Measurements

Width: 495mm  
Height: 260mm

### Stainless Steel Flue Measurements

Length: 1000mm  
Diameter: 6" (approx 152mm)

### Weight

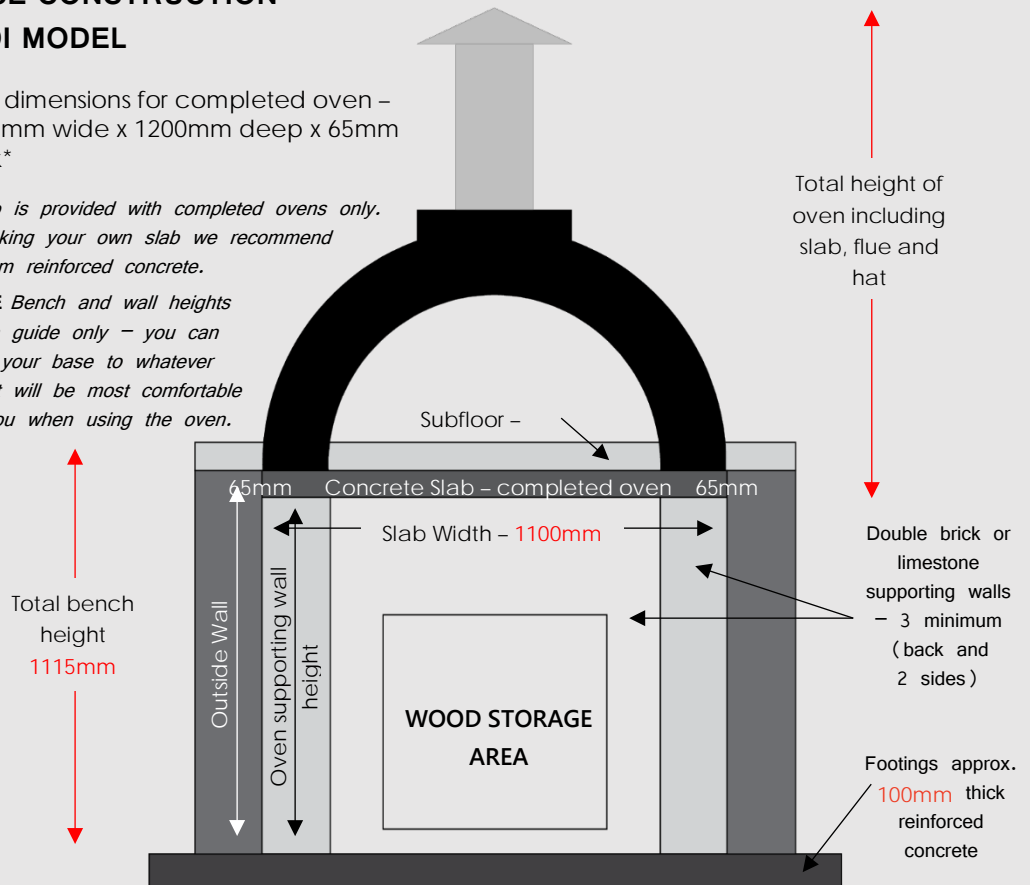
Completed unit (including slab) ≈600kg  
DIY kit (no slab) ≈450kg

## BASE CONSTRUCTION MIDI MODEL

Slab dimensions for completed oven – 1100mm wide x 1200mm deep x 65mm thick\*

\*Slab is provided with completed ovens only. If making your own slab we recommend 100mm reinforced concrete.

**NOTE** Bench and wall heights are a guide only – you can build your base to whatever height will be most comfortable for you when using the oven.



**NOTE** The aim is to have the benchtop level with the oven floor. Therefore the outside wall should be total bench height less thickness of whatever you are using to finish your benchtop eg. tile thickness.